



ELSEVIER  
Scopus

Упутство за креирање

*Scopus Author ID*

## Упутство за креирање *Scopus Author ID*

### Садржај

1. КРЕИРАЊЕ ПРОФИЛА.....	1
2. УРЕЂИВАЊЕ ПРОФИЛНИХ ПОДАТАКА.....	5

# 1. КРЕИРАЊЕ ПРОФИЛА

1. Процедuru регистрације започети на <https://www.scopus.com/freelookup/form/author.uri>
2. Одабрати “Create account” за отварање профила.

Scopus - Search for an author profile

https://www.scopus.com/freelookup/form/author.uri

Scopus Preview Author search Sources ? Create account Sign in

## Search for an author profile

Scopus is the world's largest abstract and citation database of peer-reviewed research from more than 5,000 international publishers. You can use this free author lookup to search for any author; or, use the Author Profile. Register for your unique ORCID and use Scopus to import your records.

Регистрација нових истраживача

Author last name e.g. Smith

Author first name e.g. J.L.

Affiliation e.g. University of Toronto  Show exact matches only

ORCID e.g. 1111-2222-3333-4444

Help improve Scopus

## About Scopus

What is Scopus  
Content coverage  
Scopus blog  
Scopus API  
Privacy matters

## Language

日本語に切り替える  
切换到简体中文  
切换到繁體中文  
Русский язык

## Customer Service

Help  
Contact us

ELSEVIER

[Terms and conditions](#) » [Privacy policy](#) »

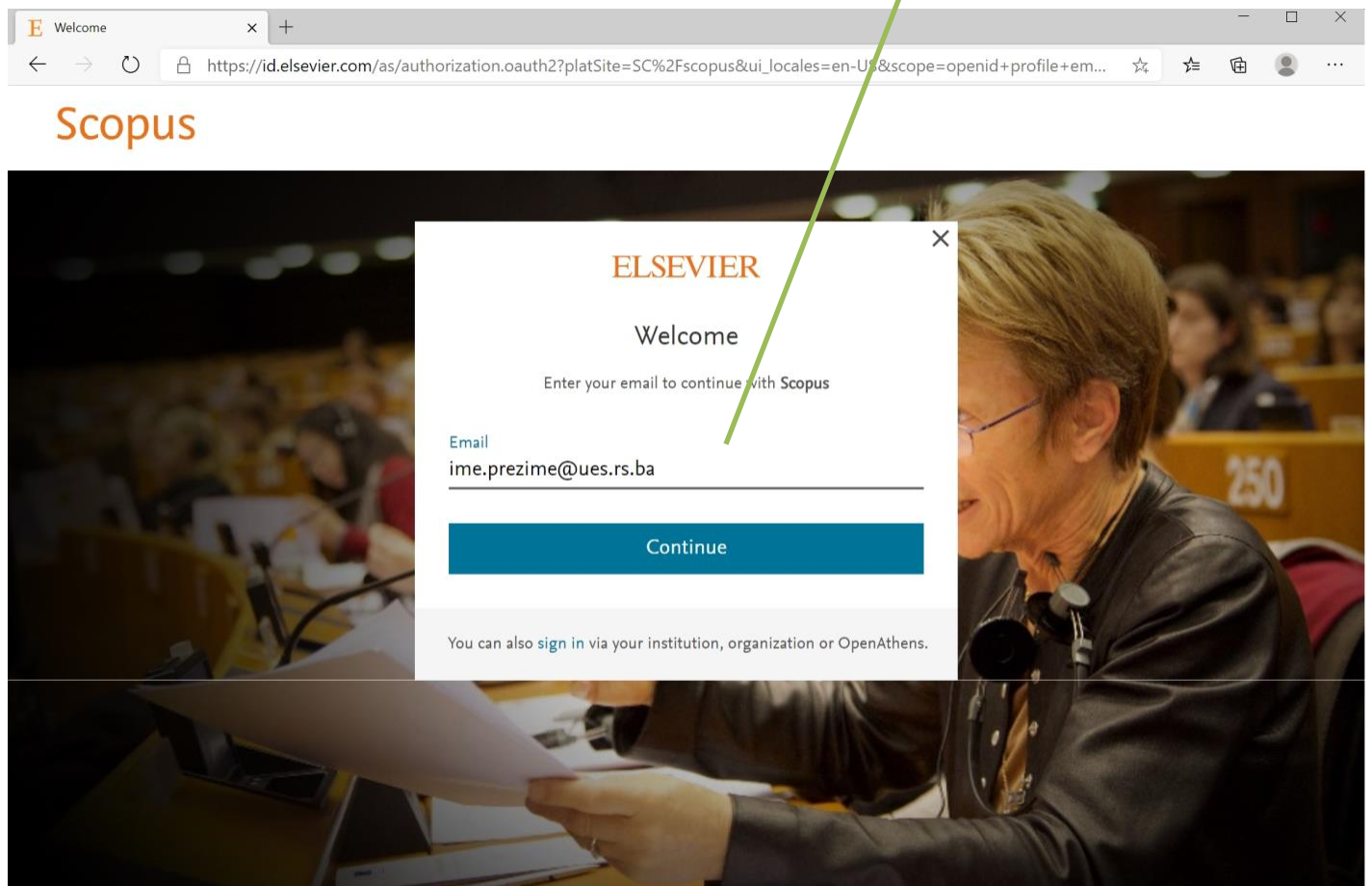
Copyright © Elsevier B.V. ». All rights reserved. Scopus® is a registered trademark of Elsevier B.V.

We use cookies to help provide and enhance our service and tailor content. By continuing, you agree to the use of cookies.

RELX

### 3. Приликом registracije koristiti univerzitetску *e-mail* dresу.

Користити универзитетску  
*e-mail* адресу



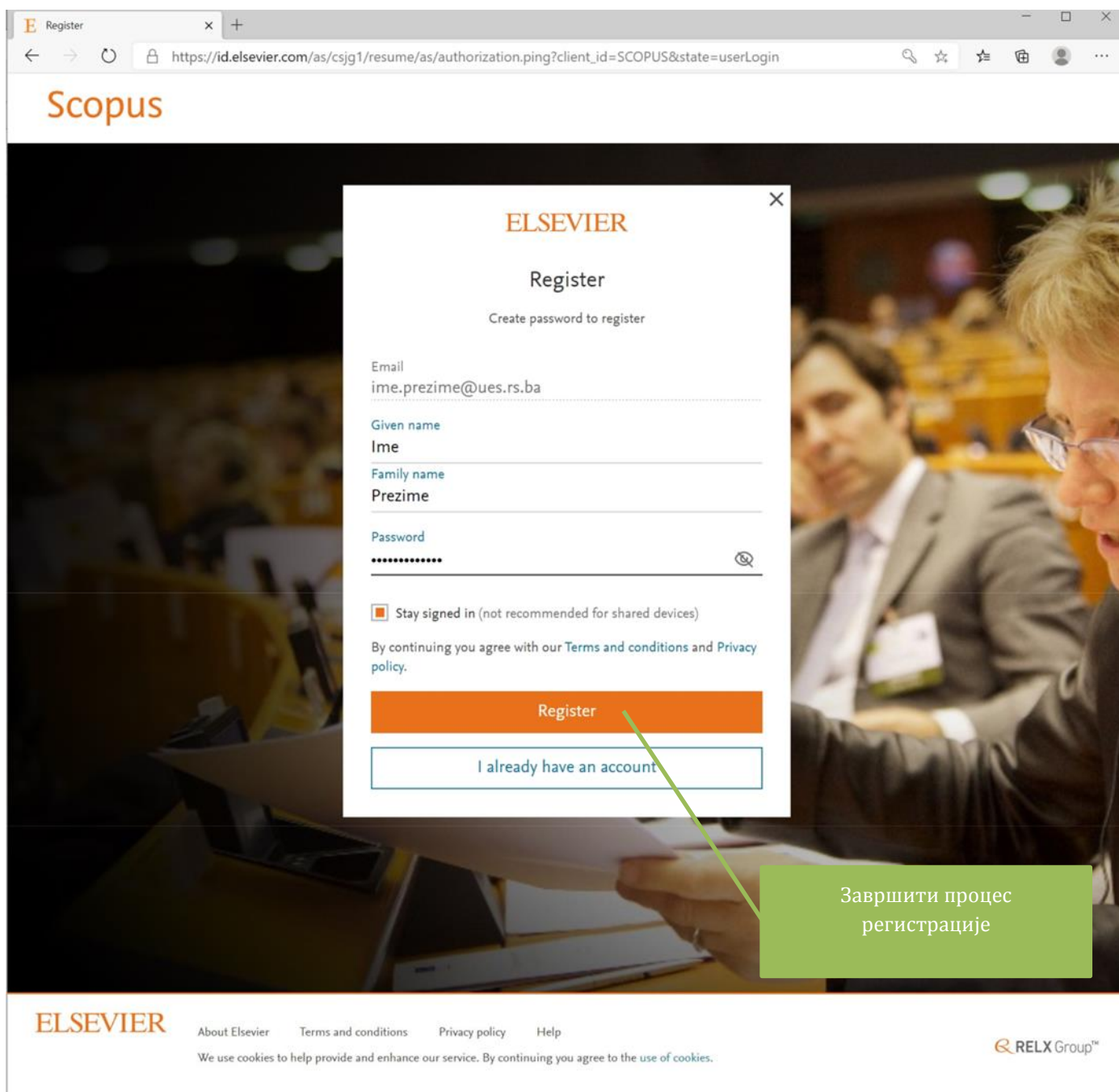
ELSEVIER

[About Elsevier](#) [Terms and conditions](#) [Privacy policy](#) [Help](#)

We use cookies to help provide and enhance our service. By continuing you agree to the use of cookies.

RELX Group™

4. Унијети име и презиме и лозинку и одабрати „Register“ за завршетак регистрације.



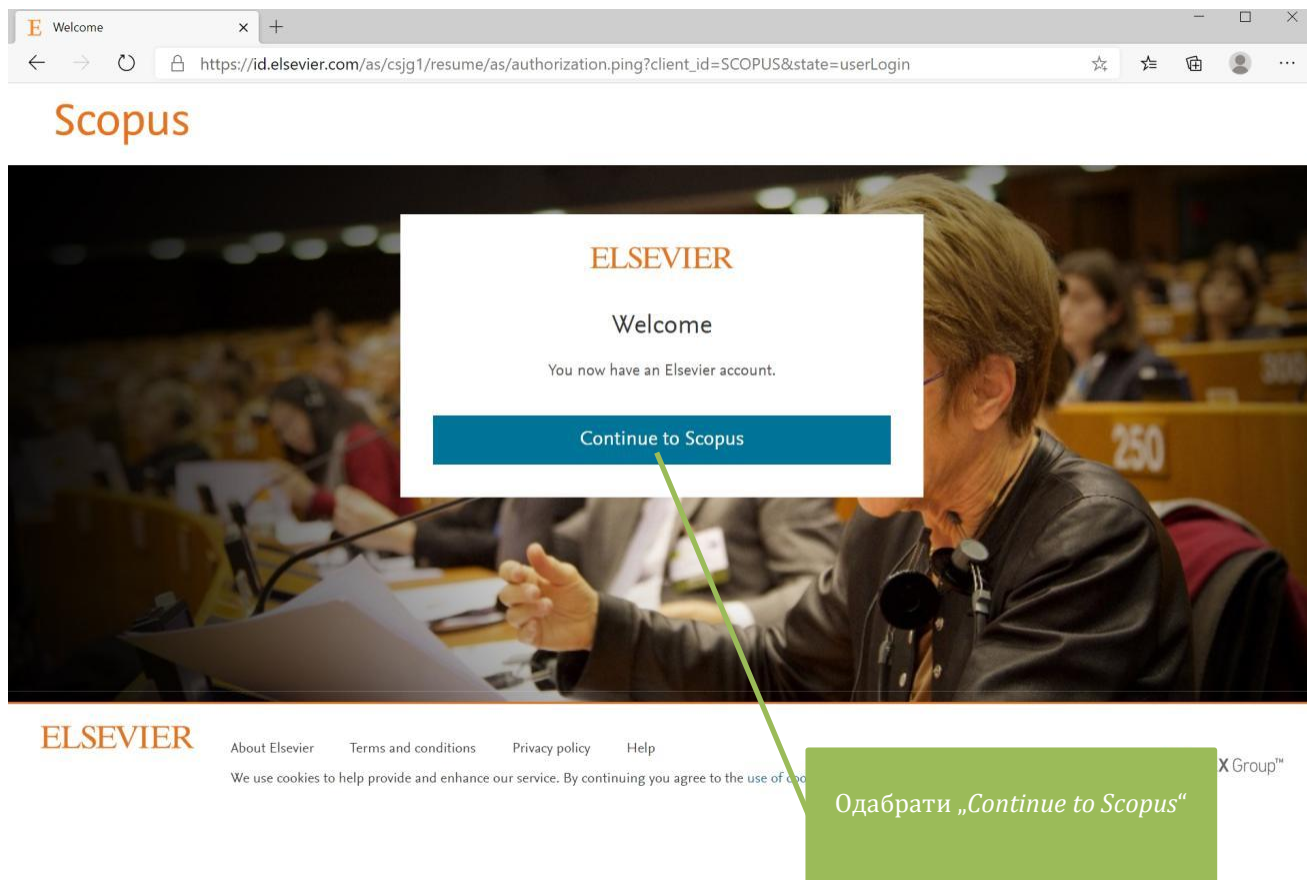
The image shows a web browser window displaying the Elsevier registration page. The browser's address bar shows the URL: [https://id.elsevier.com/as/cs/j1/resume/as/authorization.ping?client\\_id=SCOPUS&state=userLogin](https://id.elsevier.com/as/cs/j1/resume/as/authorization.ping?client_id=SCOPUS&state=userLogin). The page features the Elsevier logo and a registration form. The form is titled "ELSEVIER Register" and includes the following fields and options:

- Email: ime.prezime@ues.rs.ba
- Given name: Ime
- Family name: Prezime
- Password: [Redacted]
- Stay signed in (not recommended for shared devices)
- By continuing you agree with our [Terms and conditions](#) and [Privacy policy](#).
- 
- 

A green callout box with a white border points to the "Register" button, containing the text: "Завршити процес регистрације".

At the bottom of the page, there is a footer with the Elsevier logo, navigation links for "About Elsevier", "Terms and conditions", "Privacy policy", and "Help", a cookie notice: "We use cookies to help provide and enhance our service. By continuing you agree to the use of cookies.", and the RELX Group logo.

5. Одабрати „Continue to Scopus“ да би се приступило профилу.



## 2. УРЕЂИВАЊЕ ПРОФИЛНИХ ПОДАТАКА

1. Након регистрације, могуће је извршити уређивање профила одабиром ознаке иницијала аутора (у горњем десном углу) и опције „View account“.

The screenshot displays the Scopus website interface. At the top, there is a navigation bar with links for "Dashboard", "Author search", and "Sources". A user profile icon in the top right corner shows the initials "IP" and the name "Ime Prezime" with the email "ime.prezime@ues.rs.ba". A dropdown menu is open from this icon, containing links for "Dashboard", "Privacy center", "View account", and "Sign out". A green callout box with white text points to the "View account" button, containing the text: "Одабрати „View account“ за уређивање профила".

The main content area is titled "Search for an author profile" and includes a brief introduction: "Scopus is the world's largest abstract and citation database of peer-reviewed journal articles, books, and book chapters from more than 5,000 international publishers. You can use this free author lookup to search for any author; or, use the Author Feedback Wizard to verify your Scopus Author Profile. Register for your unique ORCID and use Scopus to import your records."

Below the introduction are three search input fields:

- Author last name**: Input field with placeholder "e.g. Smith".
- Author first name**: Input field with placeholder "e.g. J.L.". A "Search Q" button is located to the right of this field.
- Affiliation**: Input field with placeholder "e.g. University of Toronto". A "Search Q" button is located to the right of this field.

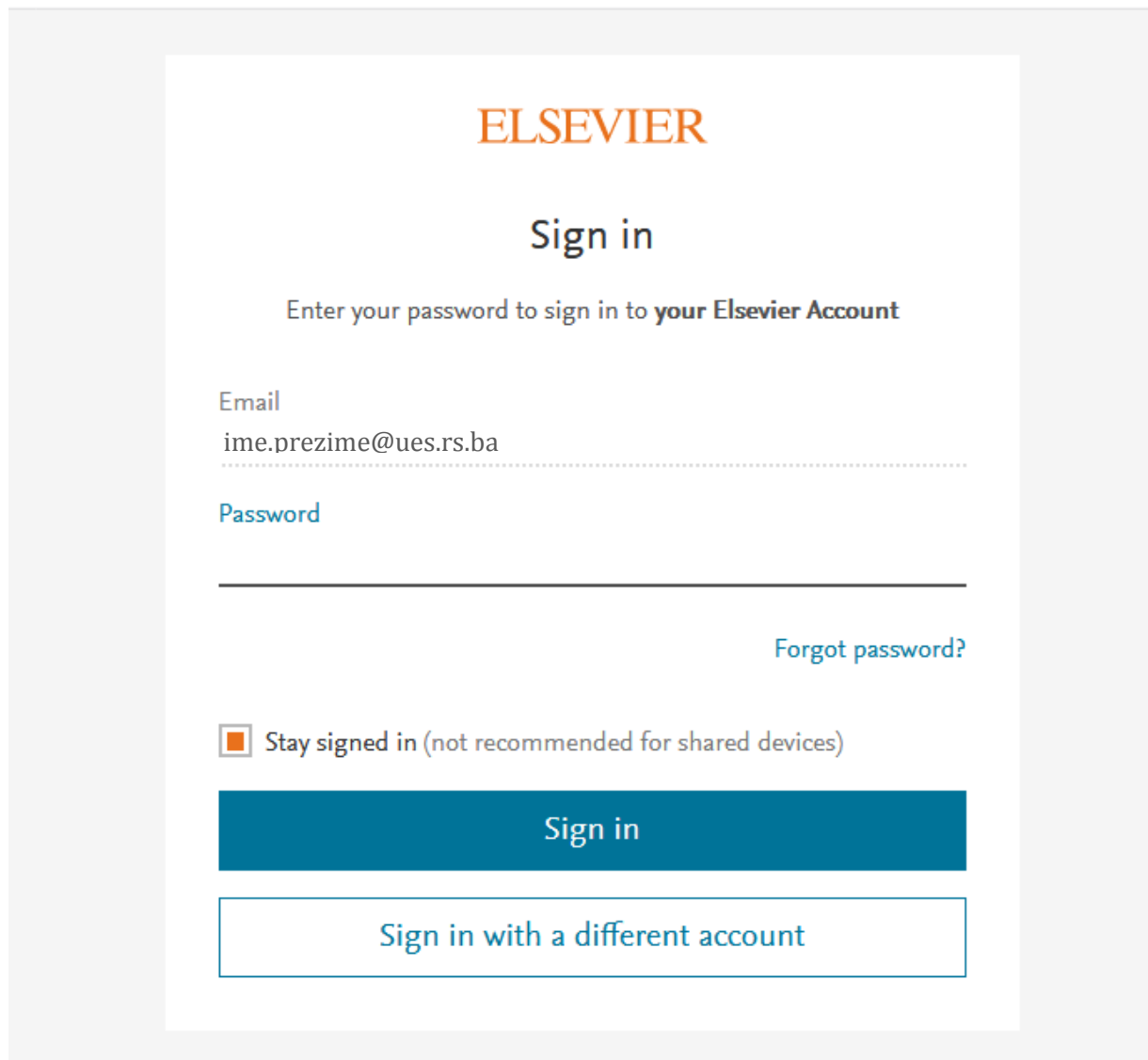
Below these fields is an **ORCID** search section with an input field and a "Search Q" button. The placeholder text is "e.g. 1111-2222-3333-444x".

At the bottom of the page, there is a footer section with three columns:

- About Scopus**: Links for "What is Scopus", "Content coverage", "Scopus blog", "Scopus API", and "Privacy matters".
- Language**: Links for "日本語に切り替える", "切换到简体中文", "切换到繁體中文", and "Русский язык".
- Customer Service**: Links for "Help" and "Contact us".

The footer also includes the Elsevier logo, copyright information: "Copyright © Elsevier B.V. All rights reserved. Scopus® is a registered trademark of Elsevier B.V.", and a cookie notice: "We use cookies to help provide and enhance our service and tailor content. By continuing, you agree to the use of cookies." The RELX logo is also present in the bottom right corner.

2. Потребно је поново унијети лозинку за приступ, а затим одабрати „Sign in“.

The image shows a screenshot of the Elsevier sign-in page. At the top, the Elsevier logo is displayed in orange. Below it, the text "Sign in" is centered in a large, bold, black font. Underneath, a prompt reads "Enter your password to sign in to your Elsevier Account". There are two input fields: "Email" with the text "ime.prezime@ues.rs.ba" and "Password". A horizontal line separates the password field from the "Forgot password?" link. Below the password field, there is a checkbox labeled "Stay signed in (not recommended for shared devices)". At the bottom, there are two buttons: a dark teal "Sign in" button and a white "Sign in with a different account" button with a teal border.



3. Профилни подаци sadrže podatke o *e-mail* адреси и лозинци. Такође, могуће је унијети податке као су што су звање, научне области, установа запослења и адреса.

Changing your account details and settings will change them across other Elsevier products such as Mendeley and ScienceDirect. For more information, please visit our [Privacy Center](#).

Sign in details

Account information

Communications

Back to Scopus

### Sign in details

You can use your email address below to sign in.

Primary email

ime.prezime@ues.rs.ba

Password

\*\*\*\*\*

### Account information

Please make sure all the information is correct and up to date.

Name

Ime Prezime

Display name

Ime Prezime

Job title

+ Add job title

Role

+ Add role

Discipline

+ Add discipline

Organization

+ Add organization

Одабрати поља за унос  
профилних података

4. Након уношења података измјене сачувати одабиром опције „Save“.
5. Обавезно је унијети афилијацију *“University of East Sarajevo”*.

**Professional information** ×

Edit or change your professional information

**Job title**

**Role** ▾

**Discipline**

- Agricultural and Biological Sciences
- Arts and Humanities
- Biochemistry, Genetics and Molecular Biology
- Business, Management and Accounting
- Chemical Engineering

**Organization**

University of East Sarajevo

Cancel Save

Приликом навођења мјеста  
запослења навести *„University  
of East Sarajevo“*